

# V-SECURE INVESTMENTS

Life Insurance | Mediclaim | Mutual Funds | FDs

E-Mail: vivsham@gmail.com

Website: www.vsecure.in

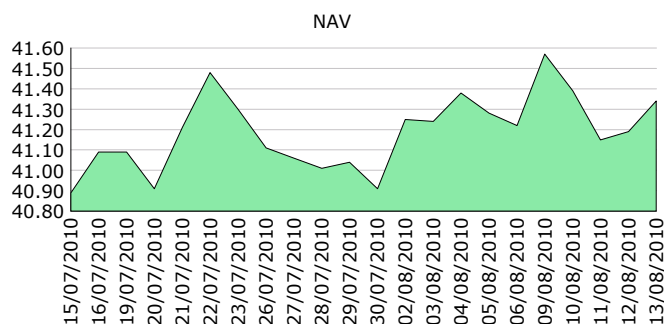


## SBI Magnum Tax Gain Scheme (D)

Rs. 41.3400 ▲ 0.1500 13/08/10

### Scheme Profile

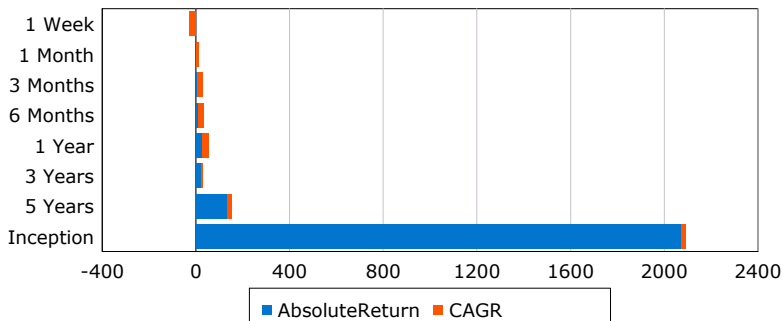
<b>Fund Type</b>	Open Ended
<b>Plan</b>	Dividend
<b>Fund Class</b>	Equity - Tax Planning [ELSS]
<b>Launch Date</b>	24/02/1993
<b>NFO Close Date</b>	31/03/1993
<b>Inception Date</b>	31/03/1993
<b>Min.Investment</b>	500
<b>Entry Load (%)</b>	0.00
<b>Exit Load (%)</b>	0.00
<b>Fund Manager</b>	Jayesh Shroff



### Scheme Performance

<b>Last Dividend</b>	Rs. 4.000000 (05/03/10)	<b>52 Week High NAV</b>	Rs. 44.5500 (06/01/10)
<b>Last Bonus</b>	N.A.	<b>52 Week Low NAV</b>	Rs. 35.4300 (17/08/09)
<b>Scheme Beta</b>	0.8449	<b>Standard Deviation</b>	1.0177
<b>Sharpe Ratio</b>	0.0872		

Period	Abs. Ret.(%)	CAGR(%)
1 Week	-0.56	-28.90
1 Month	0.78	9.40
3 Months	6.41	25.65
6 Months	11.12	22.24
1 Year	27.26	27.26
3 Year	24.21	7.50
5 Year	133.60	18.49
Inception	2074.24	19.39

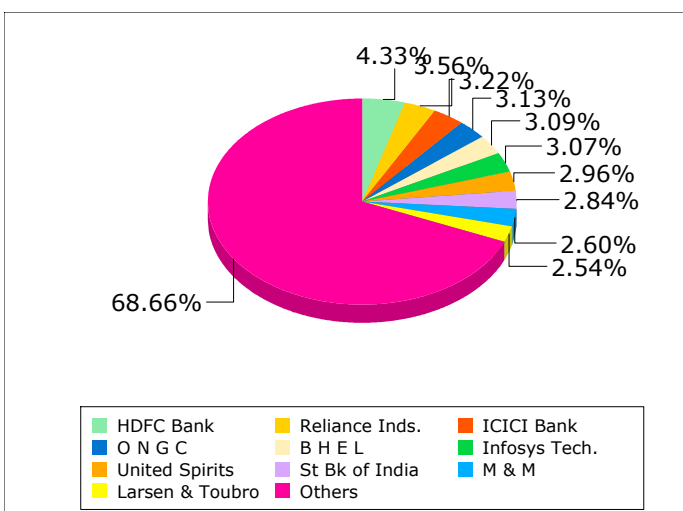


Returns as on 12/08/10

### Companywise Asset Allocation (as on 31/07/10)

Company	Value (Cr.)	Asset %	Industry
HDFC Bank	245.6629	4.33	
Reliance Inds.	201.9768	3.56	
ICICI Bank	182.6869	3.22	
O N G C	177.5808	3.13	
B H E L	175.3114	3.09	
Infosys Tech.	174.1766	3.07	
United Spirits	167.9358	2.96	
St Bk of India	161.1276	2.84	
M & M	147.5112	2.60	
Larsen & Toubro	144.1071	2.54	
Others	3896.5643	68.66	

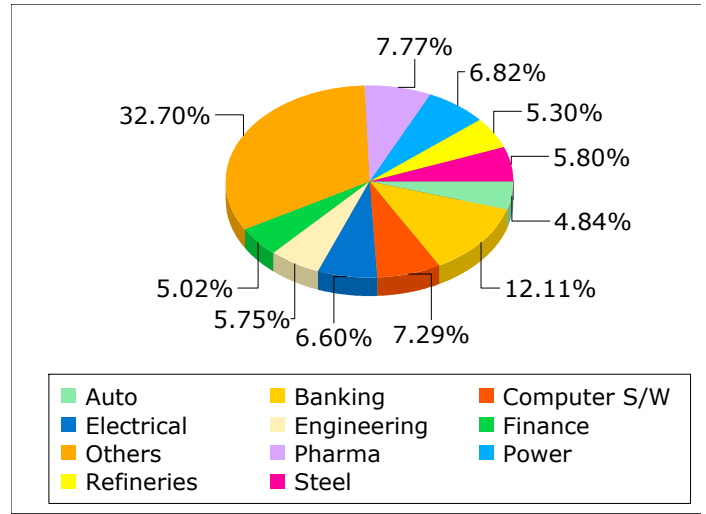
Top 5 holdings Rs. 983.2188 crores (17.33%)



### Sectorwise Asset Allocation (as on 31/07/10)

<u>Sector</u>	<u>Asset %</u>
Banking	12.11
Pharma	7.77
Computer S/W	7.29
Power	6.82
Electrical	6.60
Steel	5.80
Engineering	5.75
Refineries	5.30
Finance	5.02
Auto	4.84
Others	32.70

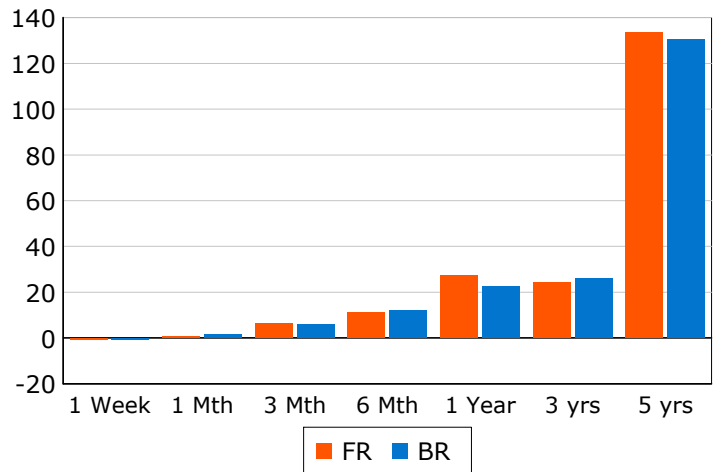
**Top 3 Sectors 27.17%**



**Benchmark : BSE 100**

**Absolute**

<u>Period</u>	<u>Fund Returns</u>	<u>Benchmark Returns</u>
1 Week	-0.56	-0.79
1 Mth	0.78	1.41
3 Mth	6.41	5.71
6 Mth	11.12	11.87
1 Year	27.26	22.53
3 yrs	24.21	25.86
5 yrs	133.60	130.31



**FR : Fund Returns BR : Benchmark Returns**

**Dividend History**

<u>Record Date</u>	<u>Dividend Rate</u>	<u>Dividend Amount</u>
05/03/10	40.000000	4.000000
29/05/09	28.000000	2.800000
15/02/08	110.000000	11.000000
14/02/08	110.000000	11.000000
01/03/07	110.000000	11.000000