

V-SECURE INVESTMENTS

Life Insurance | Mediclaim | Mutual Funds | FDs

E-Mail: vivsham@gmail.com

Website: www.vsecure.in

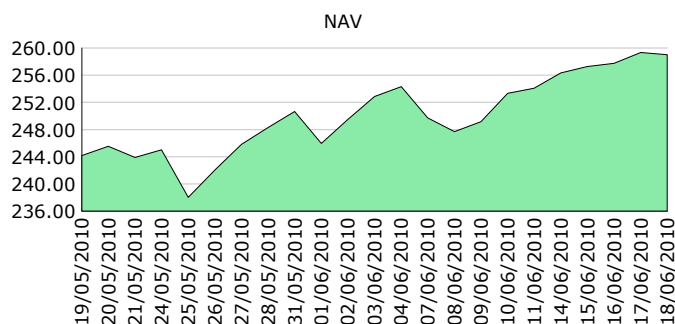


Reliance Vision Fund - (G)

Rs. 259.0354 ▼ -0.3084 18/06/10

Scheme Profile

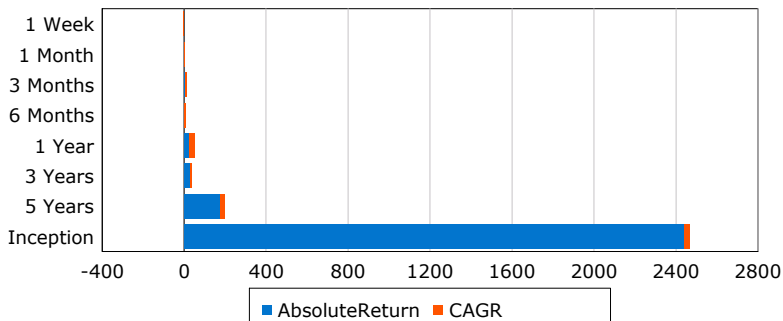
Fund Type	Open Ended
Plan	Growth
Fund Class	Equity - Diversified
Launch Date	25/09/1995
NFO Close Date	07/10/1995
Inception Date	08/10/1995
Min.Investment	5000
Entry Load (%)	0.00
Exit Load (%)	1.00
Fund Manager	Ashwani Kumar



Scheme Performance

Last Dividend	N.A.	52 Week High NAV	Rs. 259.3438 (17/06/10)
Last Bonus	N.A.	52 Week Low NAV	Rs. 182.5864 (13/07/09)
Scheme Beta	0.9388	Sharpe Ratio	0.3707
		Standard Deviation	5.1643

Period	Abs. Ret.(%)	CAGR(%)
1 Week	-0.10	-5.01
1 Month	0.18	2.22
3 Months	2.52	10.12
6 Months	3.30	6.63
1 Year	26.33	26.40
3 Year	31.19	9.48
5 Year	176.58	22.58
Inception	2440.95	24.65

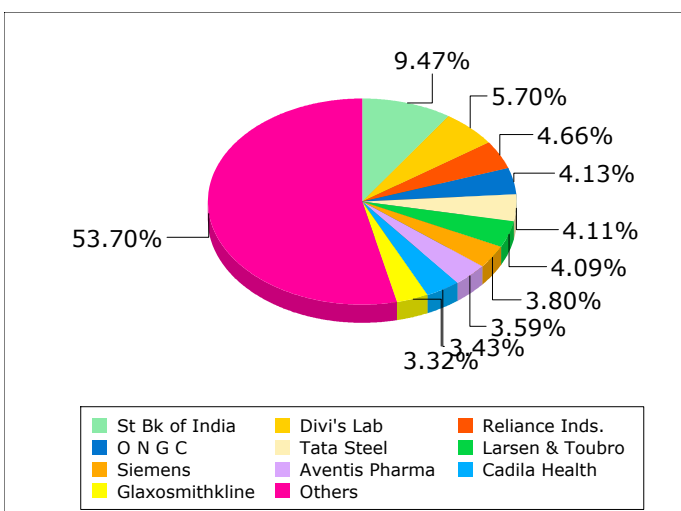


Returns as on 17/06/10

Companywise Asset Allocation (as on 31/05/10)

Company	Value (Cr.)	Asset %	Industry
St Bk of India	340.3232	9.47	
Divi's Lab	204.7277	5.70	
Reliance Inds.	167.2971	4.66	
O N G C	148.4328	4.13	
Tata Steel	147.5061	4.11	
Larsen & Toubro	146.8201	4.09	
Siemens	136.3355	3.80	
Aventis Pharma	128.7675	3.59	
Cadila Health	123.1857	3.43	
Glaxosmithkline	119.3101	3.32	
Others	1929.1415	53.70	

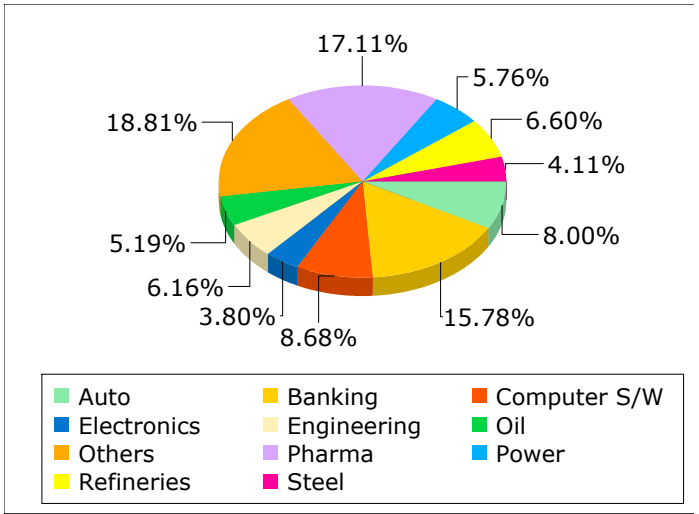
Top 5 holdings Rs. 1,008.2869 crores (28.07%)



Sectorwise Asset Allocation (as on 31/05/10)

<u>Sector</u>	<u>Asset %</u>
Pharma	17.11
Banking	15.78
Computer S/W	8.68
Auto	8.00
Refineries	6.60
Engineering	6.16
Power	5.76
Oil	5.19
Steel	4.11
Electronics	3.80
Others	18.81

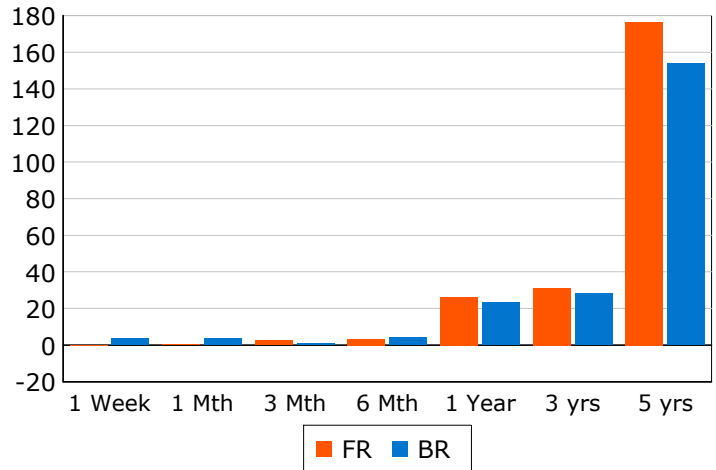
Top 3 Sectors 41.57%



Benchmark : BSE 100

Absolute

<u>Period</u>	<u>Fund Returns</u>	<u>Benchmark Returns</u>
1 Week	-0.10	3.39
1 Mth	0.18	3.68
3 Mth	2.52	1.00
6 Mth	3.30	4.41
1 Year	26.33	23.17
3 yrs	31.19	28.06
5 yrs	176.58	153.96



FR : Fund Returns BR : Benchmark Returns