

V-SECURE INVESTMENTS

Life Insurance | Mediclaim | Mutual Funds | FDs

E-Mail: vivsham@gmail.com

Website: www.vsecure.in

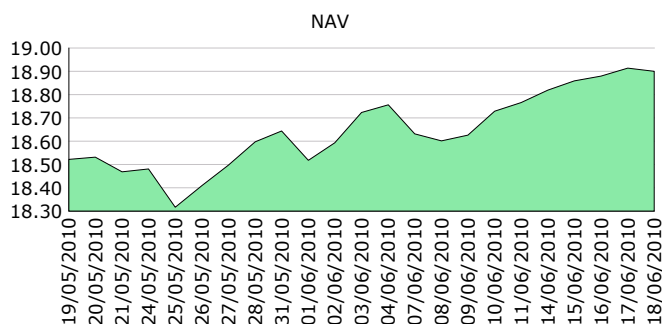


UTI-Retirement Benefit Pension Plan

Rs. 18.9000 ▼ -0.0135 18/06/10

Scheme Profile

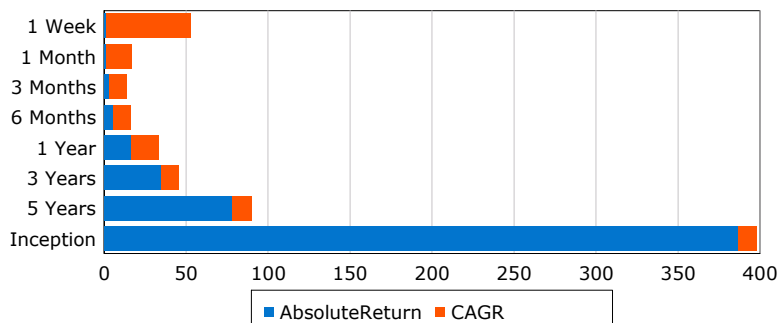
Fund Type	Open Ended
Plan	Growth
Fund Class	Balanced - Debt Oriented
Launch Date	26/12/1994
NFO Close Date	
Inception Date	15/12/1995
Min.Investment	10000
Entry Load (%)	N.A.
Exit Load (%)	5.00
Fund Manager	Amandeep Chopra



Scheme Performance

Last Dividend	N.A.	52 Week High NAV	Rs. 22.2727 (18/01/10)
Last Bonus	1 : 5 (31/03/10)	52 Week Low NAV	Rs. 18.3162 (25/05/10)
Scheme Beta	0.2980	Standard Deviation	1.7638
Sharpe Ratio	0.4318		

Period	Abs. Ret.(%)	CAGR(%)
1 Week	0.99	51.51
1 Month	1.31	15.41
3 Months	2.77	10.98
6 Months	5.31	10.64
1 Year	16.71	16.71
3 Year	35.10	10.52
5 Year	78.06	12.22
Inception	386.54	11.52

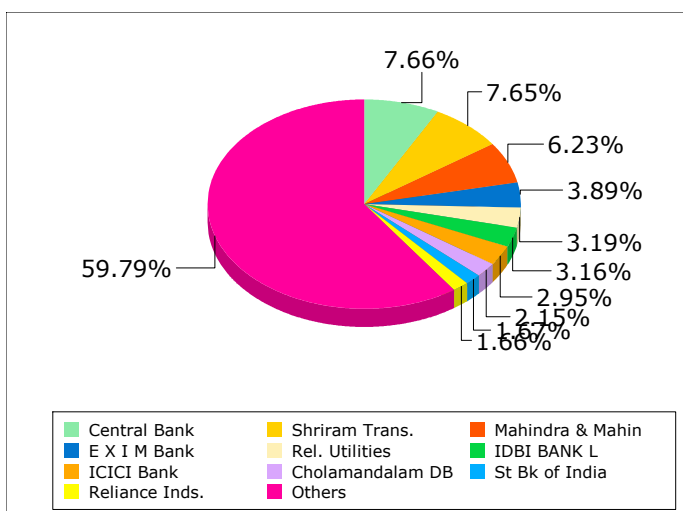


Returns as on **18/06/10**

Companywise Asset Allocation (as on 31/05/10)

Company	Value (Cr.)	Asset %	Industry
Central Bank	49.7132	7.66	
Shriram Trans.	49.6088	7.65	
Mahindra & Mahin	40.3789	6.23	
E X I M Bank	25.2527	3.89	
Rel. Utilities	20.6606	3.19	
IDBI BANK L	20.4855	3.16	
ICICI Bank	19.1513	2.95	
Cholamandalam DB	13.9346	2.15	
St Bk of India	10.8360	1.67	
Reliance Inds.	10.7912	1.66	
Others	387.7900	59.79	

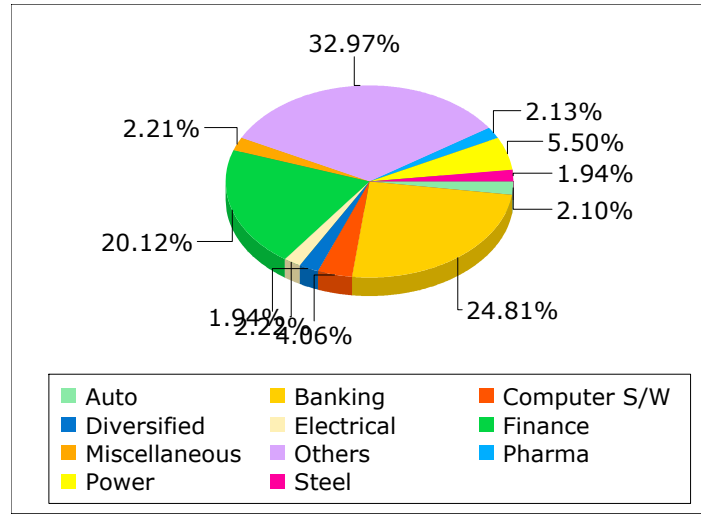
Top 5 holdings Rs. 185.6142 crores (28.62%)



Sectorwise Asset Allocation (as on 31/05/10)

Sector	Asset %
Banking	24.81
Finance	20.12
Power	5.50
Computer S/W	4.06
Diversified	2.22
Miscellaneous	2.21
Pharma	2.13
Auto	2.10
Steel	1.94
Electrical	1.94
Others	32.97

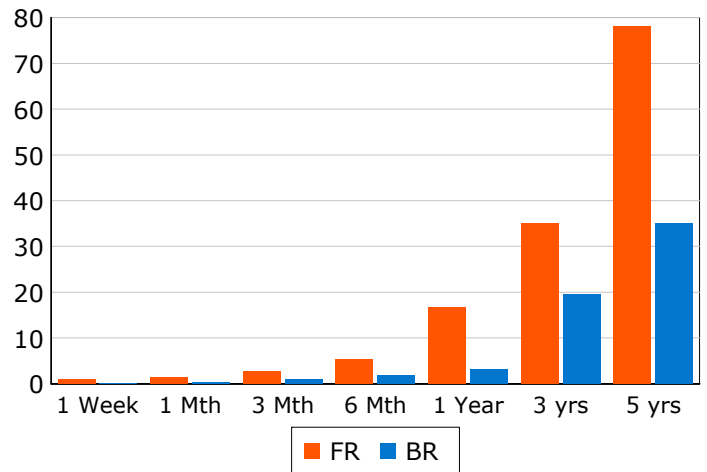
Top 3 Sectors 50.43%



Benchmark : C MiPex

Absolute

Period	Fund Returns	Benchmark Returns
1 Week	0.99	0.08
1 Mth	1.31	0.34
3 Mth	2.77	0.96
6 Mth	5.31	1.83
1 Year	16.71	3.18
3 yrs	35.10	19.63
5 yrs	78.06	35.05



FR : Fund Returns BR : Benchmark Returns