

# V-SECURE INVESTMENTS

Life Insurance | Mediclaim | Mutual Funds | FDs

E-Mail: vivsham@gmail.com

Website: www.vsecure.in

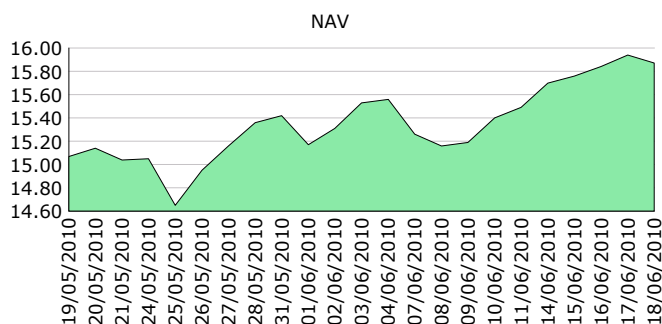


## UTI-Equity Tax Savings Plan (D)

**Rs. 15.8700 ▼ -0.0700 18/06/10**

### Scheme Profile

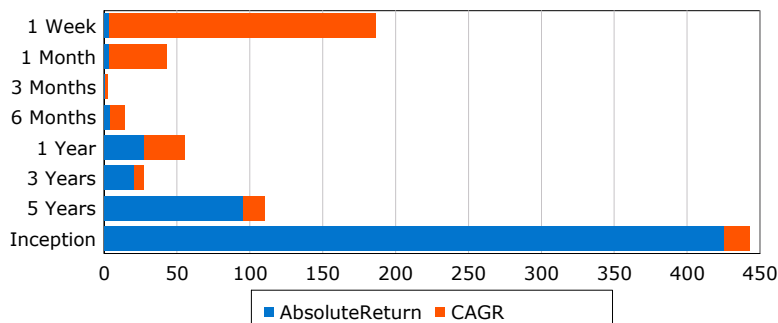
<b>Fund Type</b>	Open Ended
<b>Plan</b>	Dividend
<b>Fund Class</b>	Equity - Tax Planning [ELSS]
<b>Launch Date</b>	15/11/1999
<b>NFO Close Date</b>	15/12/1999
<b>Inception Date</b>	03/01/2000
<b>Min.Investment</b>	500
<b>Entry Load (%)</b>	N.A.
<b>Exit Load (%)</b>	N.A.
<b>Fund Manager</b>	Swati Kulkarni



### Scheme Performance

<b>Last Dividend</b>	Rs. 1.500000 (29/12/09)	<b>52 Week High NAV</b>	Rs. 17.0700 (29/12/09)
<b>Last Bonus</b>	N.A.	<b>52 Week Low NAV</b>	Rs. 12.9100 (13/07/09)
<b>Scheme Beta</b>	0.8560	<b>Standard Deviation</b>	4.8059
<b>Sharpe Ratio</b>	0.3553		

Period	Abs. Ret.(%)	CAGR(%)
1 Week	3.51	182.84
1 Month	3.37	39.71
3 Months	0.50	2.00
6 Months	4.73	9.48
1 Year	27.49	27.49
3 Year	20.52	6.40
5 Year	95.75	14.37
Inception	425.34	17.19

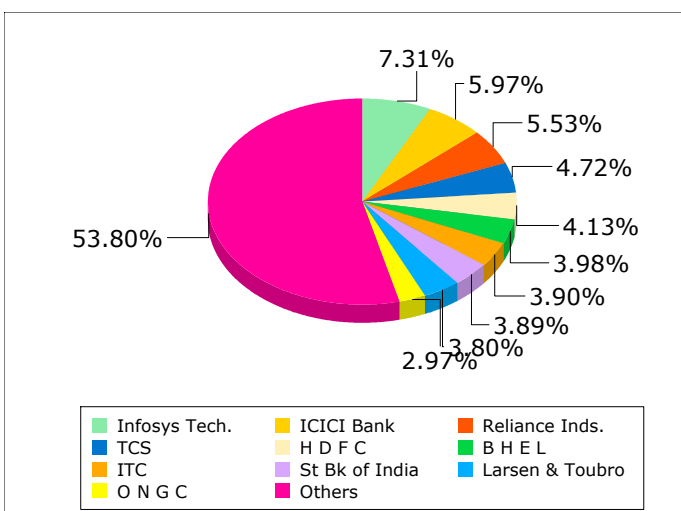


**Returns as on 18/06/10**

### Companywise Asset Allocation (as on 31/05/10)

Company	Value (Cr.)	Asset %	Industry
Infosys Tech.	34.5540	7.31	
ICICI Bank	28.2198	5.97	
Reliance Inds.	26.1400	5.53	
TCS	22.2915	4.72	
H D F C	19.5283	4.13	
B H E L	18.8272	3.98	
ITC	18.4080	3.90	
St Bk of India	18.3773	3.89	
Larsen & Toubro	17.9449	3.80	
O N G C	14.0124	2.97	
Others	254.1548	53.80	

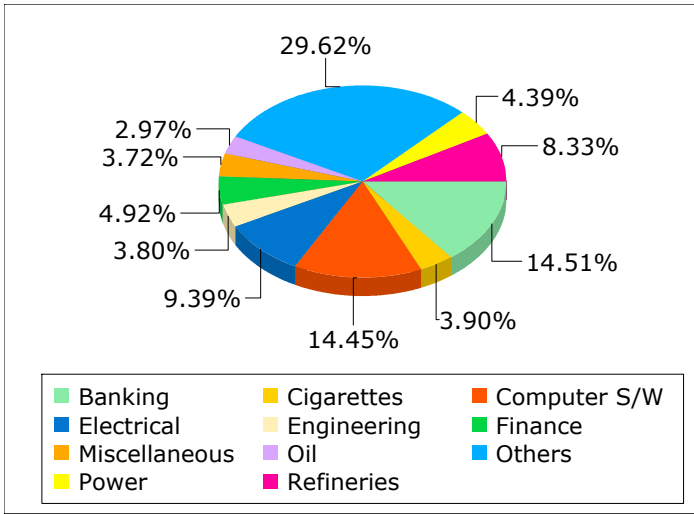
**Top 5 holdings Rs. 130.7336 crores (27.66%)**



### Sectorwise Asset Allocation (as on 31/05/10)

<u>Sector</u>	<u>Asset %</u>
Banking	14.51
Computer S/W	14.45
Electrical	9.39
Refineries	8.33
Finance	4.92
Power	4.39
Cigarettes	3.90
Engineering	3.80
Miscellaneous	3.72
Oil	2.97
Others	29.62

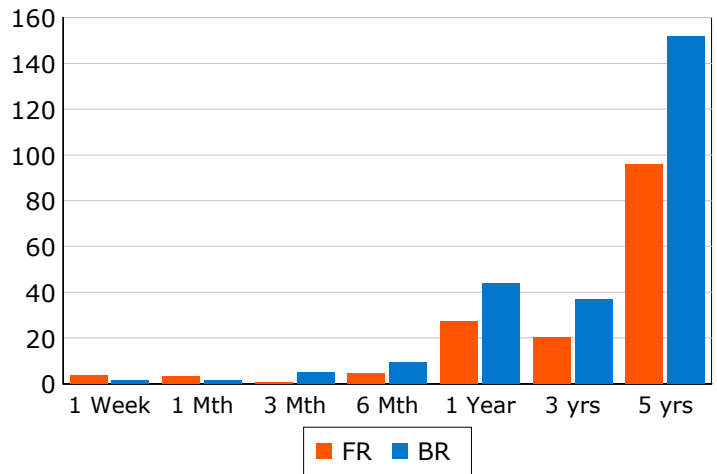
**Top 3 Sectors 38.35%**



**Benchmark : BSE Sensex**

**Absolute**

<u>Period</u>	<u>Fund Returns</u>	<u>Benchmark Returns</u>
1 Week	3.51	1.40
1 Mth	3.37	1.66
3 Mth	0.50	5.13
6 Mth	4.73	9.31
1 Year	27.49	43.87
3 yrs	20.52	36.96
5 yrs	95.75	151.83



**FR : Fund Returns BR : Benchmark Returns**

**Dividend History**

<u>Record Date</u>	<u>Dividend Rate</u>	<u>Dividend Amount</u>
29/12/09	15.000000	1.500000
04/02/08	35.000000	3.500000
03/02/08	35.000000	3.500000
16/02/07	20.000000	2.000000
15/02/07	20.000000	2.000000