

# V-SECURE INVESTMENTS

Life Insurance | Mediclaim | Mutual Funds | FDs

E-Mail: vivsham@gmail.com

Website: www.vsecure.in

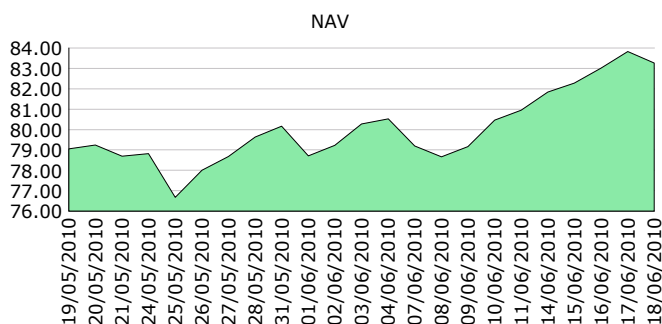


## Birla Sun Life Tax Relief '96 (D)

**Rs. 83.2700 ▼ -0.5600 18/06/10**

### Scheme Profile

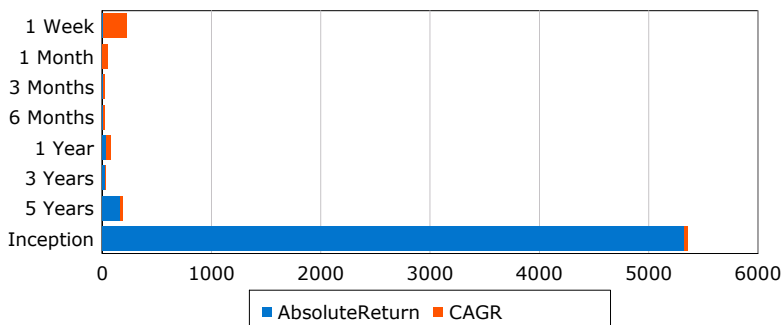
<b>Fund Type</b>	Open Ended
<b>Plan</b>	Dividend
<b>Fund Class</b>	Equity - Tax Planning [ELSS]
<b>Launch Date</b>	30/12/1995
<b>NFO Close Date</b>	29/03/1996
<b>Inception Date</b>	29/03/1996
<b>Min.Investment</b>	500
<b>Entry Load (%)</b>	0.00
<b>Exit Load (%)</b>	0.00
<b>Fund Manager</b>	Ajay Garg



### Scheme Performance

<b>Last Dividend</b>	Rs. 7.000000 (12/03/10)	<b>52 Week High NAV</b>	Rs. 89.2600 (05/01/10)
<b>Last Bonus</b>	N.A.	<b>52 Week Low NAV</b>	Rs. 64.8400 (13/07/09)
<b>Scheme Beta</b>	1.0029	<b>Sharpe Ratio</b>	0.4263
		<b>Standard Deviation</b>	5.5821

Period	Abs. Ret.(%)	CAGR(%)
1 Week	4.18	217.72
1 Month	3.90	45.97
3 Months	4.25	16.87
6 Months	6.52	13.08
1 Year	37.18	37.18
3 Year	26.97	8.26
5 Year	165.66	21.57
Inception	5320.20	32.40

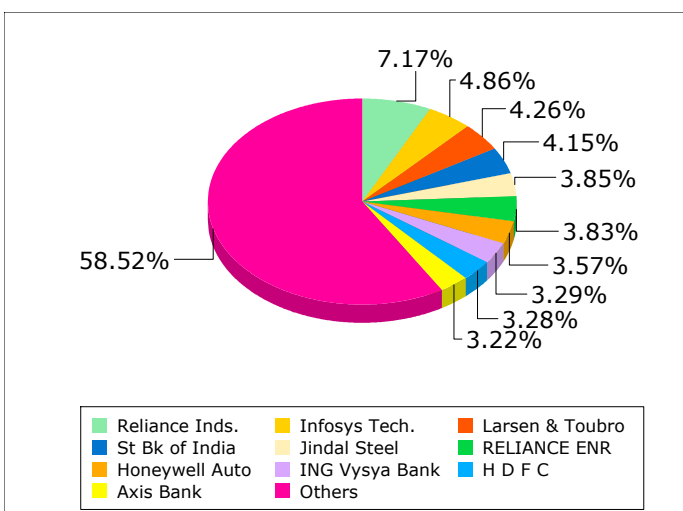


Returns as on **18/06/10**

### Companywise Asset Allocation (as on 31/05/10)

Company	Value (Cr.)	Asset %	Industry
Reliance Inds.	98.4006	7.17	
Infosys Tech.	66.7042	4.86	
Larsen & Toubro	58.4855	4.26	
St Bk of India	56.9374	4.15	
Jindal Steel	52.7630	3.85	
RELIANCE ENR	52.6150	3.83	
Honeywell Auto	48.9352	3.57	
ING Vysya Bank	45.0827	3.29	
H D F C	45.0074	3.28	
Axis Bank	44.1813	3.22	
Others	803.0923	58.52	

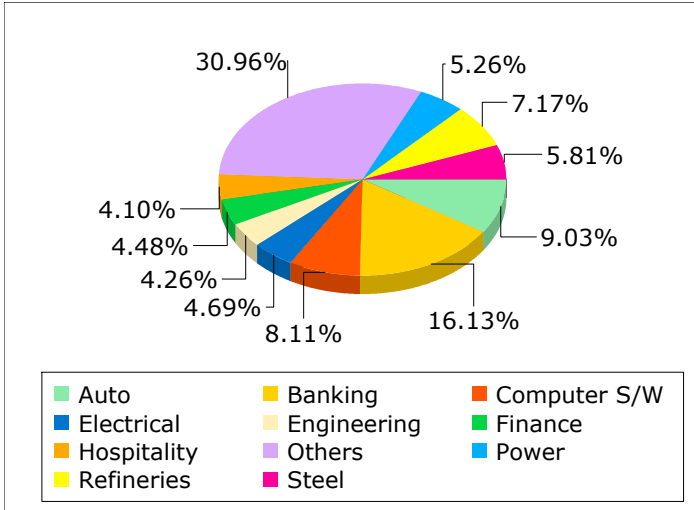
**Top 5 holdings Rs. 333.2907 crores (24.29%)**



### Sectorwise Asset Allocation (as on 31/05/10)

<u>Sector</u>	<u>Asset %</u>
Banking	16.13
Auto	9.03
Computer S/W	8.11
Refineries	7.17
Steel	5.81
Power	5.26
Electrical	4.69
Finance	4.48
Engineering	4.26
Hospitality	4.10
Others	30.96

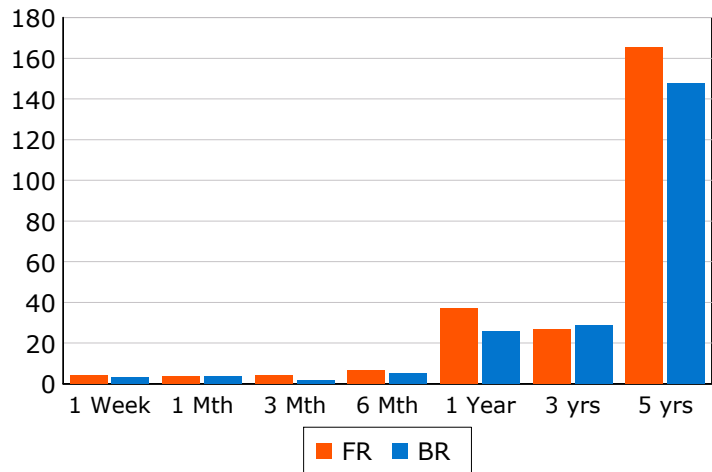
**Top 3 Sectors 33.27%**



**Benchmark : BSE 200**

**Absolute**

<u>Period</u>	<u>Fund Returns</u>	<u>Benchmark Returns</u>
1 Week	4.18	3.20
1 Mth	3.90	3.47
3 Mth	4.25	1.65
6 Mth	6.52	5.10
1 Year	37.18	25.79
3 yrs	26.97	28.57
5 yrs	165.66	147.81



**FR : Fund Returns BR : Benchmark Returns**

**Dividend History**

<u>Record Date</u>	<u>Dividend Rate</u>	<u>Dividend Amount</u>
12/03/10	70.000000	7.000000
31/08/09	40.000000	4.000000
27/06/08	50.000000	5.000000
25/03/08	200.000000	20.000000
24/03/08	200.000000	20.000000